

NBME® SELF-ASSESSMENTS

COMPREHENSIVE BASIC SCIENCE SELF-ASSESSMENT (CBSSA)

EXAMINEE PERFORMANCE REPORT



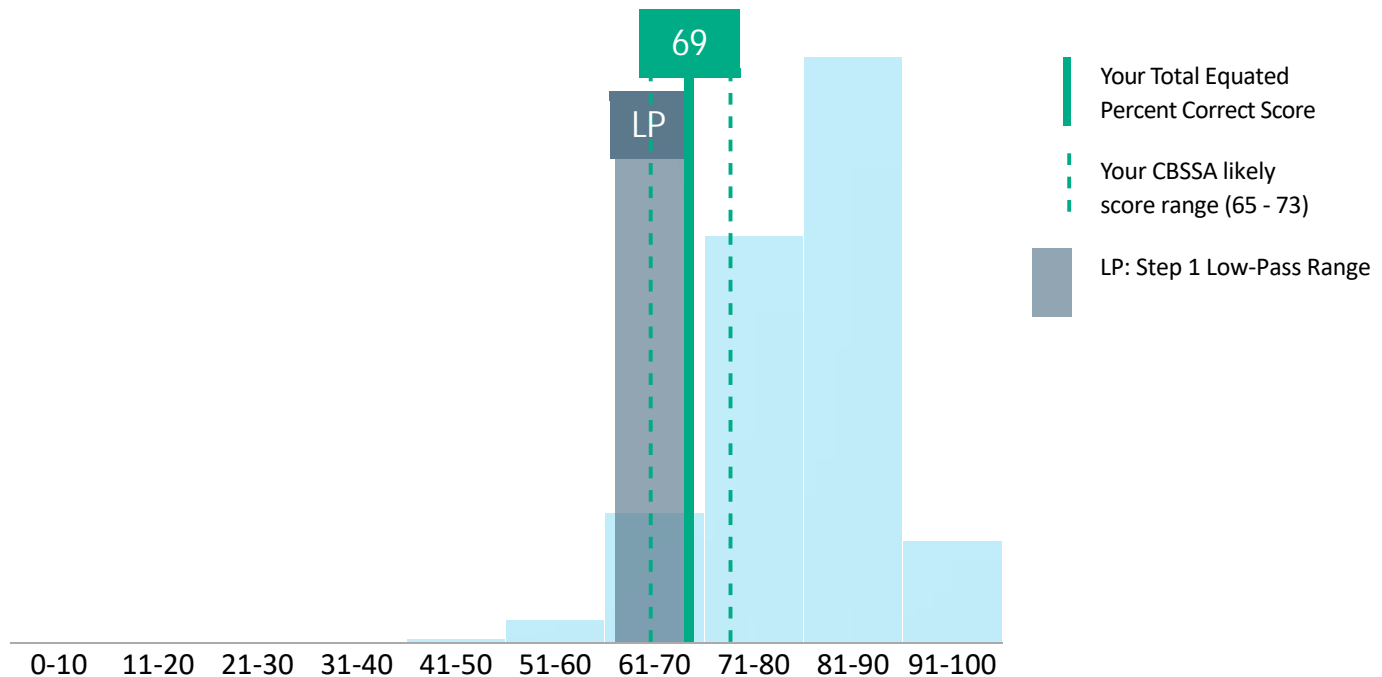
Name: Student A

Test Date: 5/1/2022

Total Equated Percent Correct Score: 69%

The chart below represents the performance of a 2020 national cohort of students from LCME-accredited medical schools. Your score is shown along with a range that corresponds to low passing performance (above but near the passing standard) on the United States Medical Licensing Examination® (USMLE®) Step 1.

Based on your performance on this CBSSA, your estimated probability of passing Step 1 if you test within a week is 97%.



Interpreting Your Overall Results:

- Readiness for Step 1: CBSSA performance can be used in conjunction with other information to assess readiness for Step 1.
- Your CBSSA equated percent correct score represents the percentage of the content that you have mastered. It has been statistically adjusted to account for slight variations in exam form difficulty and may be slightly lower or higher than the actual percentage of questions you answered correctly on this specific form.
- **Your estimated probability of passing Step 1** is calculated using a statistical model based on examinees who tested within one week of taking Step 1 for the first time. If you tested more than a week before you are scheduled to take Step 1, your estimated probability may be different. Your estimated probability is not a guarantee of your future Step 1 performance. Many factors (e.g., changing levels of knowledge) may impact your performance on Step 1.
- Your likely score range indicates how much your score could change if you tested again without learning or forgetting. Under those conditions, your CBSSA score would fall within 4 points of your current score two-thirds of the time.
- A PDF version of your report is typically available within 4 hours. To review your score before then, log in to MyNBME, click on the registration ID associated with this assessment, then click Review Your Results Interactively.

NBME® SELF-ASSESSMENTS

COMPREHENSIVE BASIC SCIENCE SELF-ASSESSMENT (CBSSA)

EXAMINEE PERFORMANCE REPORT



Name: Student A

Test Date: 5/1/2022

Interpreting Your Content Area Results:

- Your equated percent correct (EPC) scores indicate the percentage of the content that you have mastered. EPC scores are statistically adjusted to account for slight variations in exam form difficulty and may be slightly lower or higher than the actual percentage of questions you answered correctly on this specific exam form.
- The Comparison Group average EPC score represents the estimated performance of the 2020 cohort of Step 1 first-takers from LCME-accredited medical schools on CBSSA.
- The green boxes below indicate whether your performance was statistically lower, about the same, or statistically higher than the performance of the comparison group after taking into account the precision of each content area score. Content area EPC scores are less precise, so small differences in those scores should not be overinterpreted.
- **You may use this report to identify areas of strength and weakness**, but keep in mind that some content areas are more difficult than others and some comprise larger portions of the exam. The percentage of items for each area may not add up to 100%.

	Your EPC Score	Comparison Group Average EPC Score	Score Comparison:	% of Items
			Lower Same Higher	
Performance by Physician Task				
MK: Applying Foundational Science Concepts	69	79		60-70%
PC: Diagnosis	68	83		20-25%
PBLI: Evidence-Based Medicine	56	80		4-6%

NBME® SELF-ASSESSMENTS

COMPREHENSIVE BASIC SCIENCE SELF-ASSESSMENT (CBSSA)

EXAMINEE PERFORMANCE REPORT



Name: Student A

Test Date: 5/1/2022

	Your EPC Score	Comparison Group Average EPC Score	Score Comparison:			% of Items
			Lower	Same	Higher	
Performance by System						
General Principles	68	78				12-16%
Behavioral Health & Nervous Systems/Special Senses	61	80				9-13%
Reproductive & Endocrine Systems	61	81				9-13%
Respiratory and Renal/Urinary Systems	72	79				9-13%
Blood & Lymphoreticular and Immune Systems	69	81				7-11%
Multisystem Processes & Disorders	73	82				6-10%
Musculoskeletal, Skin, & Subcutaneous Tissue	88	82				6-10%
Cardiovascular System	59	79				5-9%
Gastrointestinal System	77	80				5-9%
Biostatistics & Epidemiology/Population Health	56	80				4-6%

NBME® SELF-ASSESSMENTS

COMPREHENSIVE BASIC SCIENCE SELF-ASSESSMENT (CBSSA)

EXAMINEE PERFORMANCE REPORT



Name: Student A

Test Date: 5/1/2022

Performance by Discipline	Your EPC Score	Comparison Group Average EPC Score	Score Comparison:			% of Items
			Lower	Same	Higher	
Pathology	72	81				44-52%
Physiology	74	80				25-35%
Microbiology & Immunology	67	81				16-26%
Biochemistry & Nutrition	75	81				14-24%
Pharmacology	87	83				15-22%
Gross Anatomy & Embryology	62	76				11-15%
Behavioral Sciences	82	87				8-13%
Histology & Cell Biology	73	78				8-13%
Genetics	69	80				5-9%

NBME® SELF-ASSESSMENTS

COMPREHENSIVE BASIC SCIENCE SELF-ASSESSMENT (CBSSA)

LONGITUDINAL REPORT



Name: Student A

Test Date: 5/1/2022

Interpreting Your Results:

- You may use this report to review your total test and content area performance over time. The following pages show results from up to six previous Comprehensive Basic Science Self-Assessment (CBSSA) administrations purchased on or after February 23, 2022.
- The green circles represent your equated percent correct (EPC) scores—the percentage of the content that you have mastered. EPC scores are statistically adjusted to account for slight variations in exam form difficulty, and may be slightly lower or higher than the actual percentage of questions you answered correctly on each form.
- The **vertical lines** represent the precision of the scores. If the vertical lines for two scores overlap between administrations, this means that your performance was not significantly different on those administrations.
- The black line represents the average estimated performance of the 2020 cohort of Step 1 first-takers from LCME-accredited medical schools on CBSSA.

	Test Date	Form	Total Score
1	03/17/2022	25	47
2	04/07/2022	26	55
3	04/13/2022	27	54
4	04/27/2022	28	65
5	05/01/2022	29	69

NBME® SELF-ASSESSMENTS

COMPREHENSIVE BASIC SCIENCE SELF-ASSESSMENT (CBSSA)

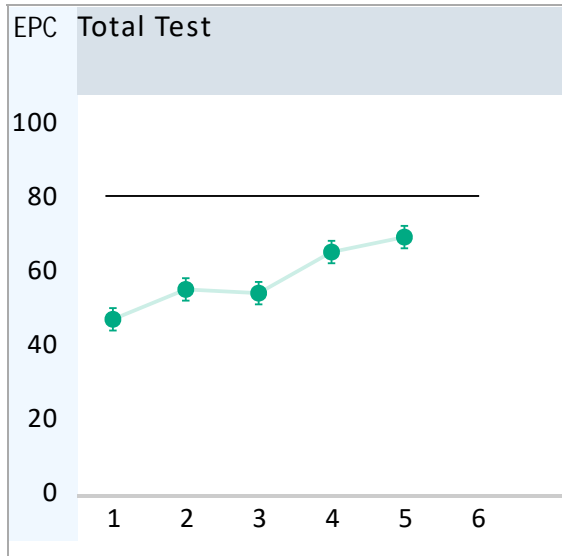
LONGITUDINAL REPORT



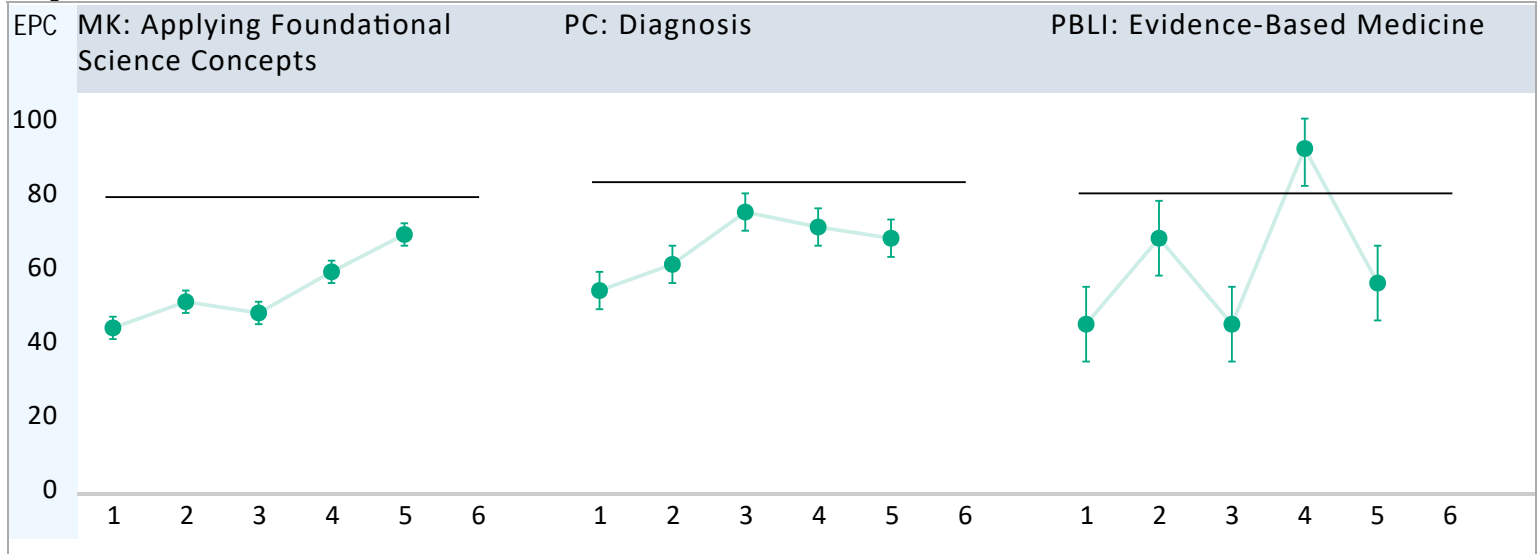
Name: Student A

Test Date: 5/1/2022

Overall



Physician Task



NBME® SELF-ASSESSMENTS

COMPREHENSIVE BASIC SCIENCE SELF-ASSESSMENT (CBSSA)

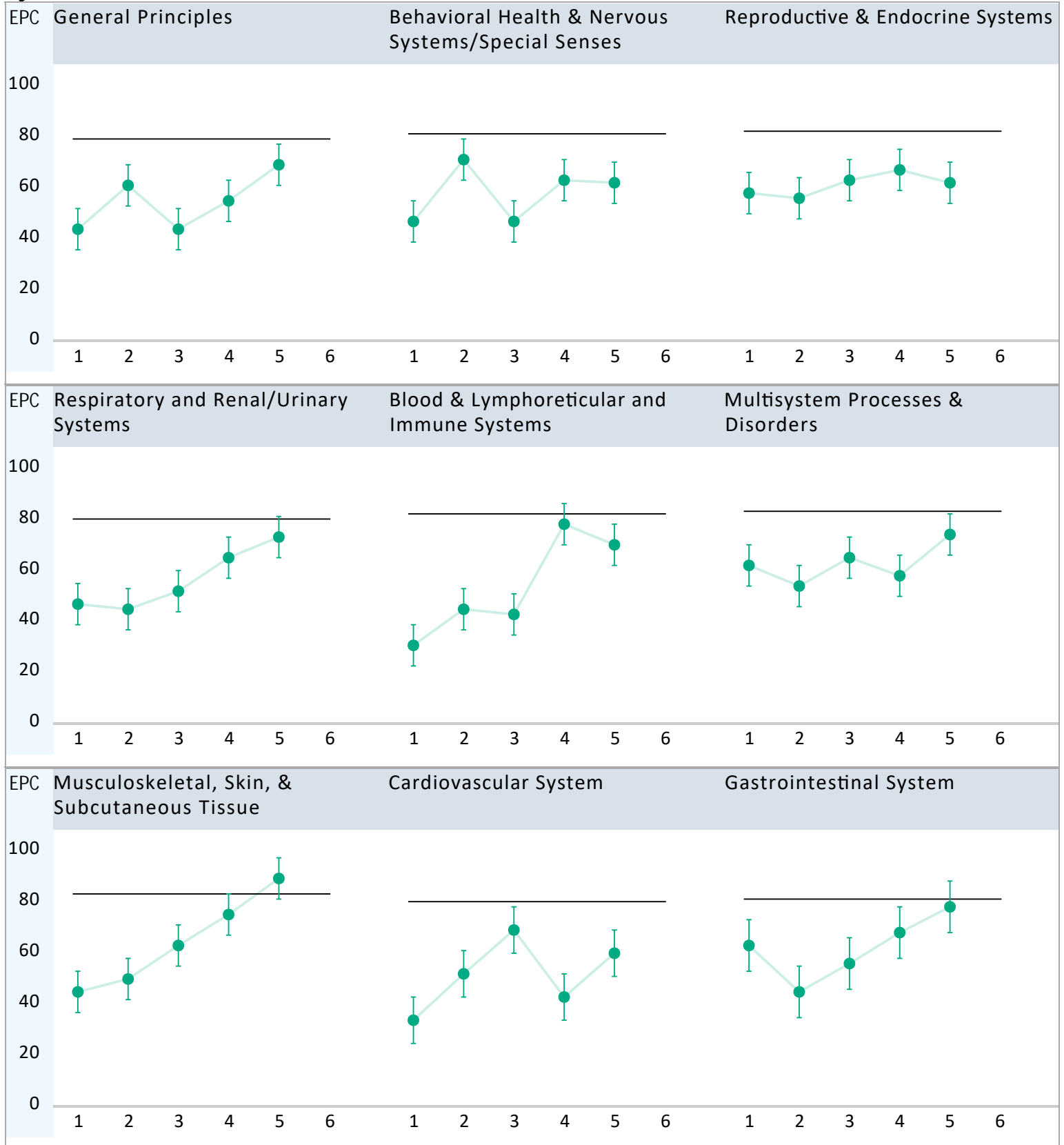
LONGITUDINAL REPORT



Name: Student A

Test Date: 5/1/2022

System



NBME® SELF-ASSESSMENTS

COMPREHENSIVE BASIC SCIENCE SELF-ASSESSMENT (CBSSA)

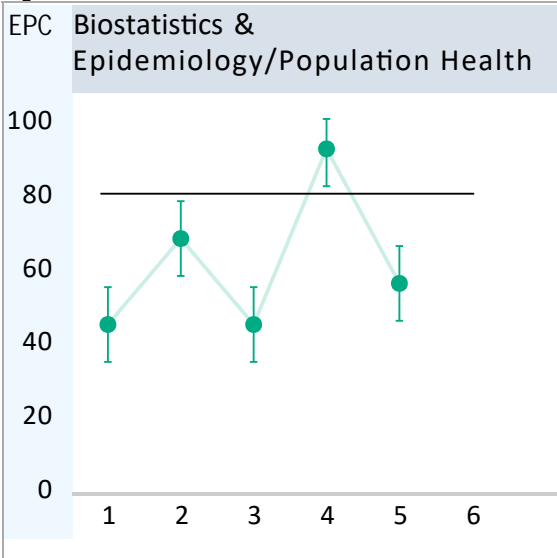
LONGITUDINAL REPORT



Name: Student A

Test Date: 5/1/2022

System



NBME® SELF-ASSESSMENTS

COMPREHENSIVE BASIC SCIENCE SELF-ASSESSMENT (CBSSA)

LONGITUDINAL REPORT



Name: Student A

Test Date: 5/1/2022

Discipline

