

Patient Care Phase Clerkship Options & Considerations



Patient Care Phase

Begins in spring quarter of the second year of the curriculum and extends through winter quarter of the following academic year.

- During the patient care phase the following required clerkships are taken:
 - Internal Medicine (12 weeks)
 - Family Medicine (6 weeks)
 - Obstetrics and Gynecology (6 weeks)
 - Pediatrics (6 weeks)
 - Psychiatry (6 weeks)
 - Surgery (6 weeks)

Patient Care Phase

Two general types:

- BLOCKED clerkships, all taken sequentially
 - (TRACK, Greater Seattle Option, Safari)
- INTEGRATED clerkships, some sequential and some integrated
 - WWAMI Rural Integrated Training Experience (WRITE)
 - Olympia (Washington) Longitudinal Integrated Clerkship (Olympia LIC)

General information for EHM Clinical weeks:

- Required 1 credit courses that are 4-days long (Mon – Thu, Friday is reserved for travel to next clerkship)
- 2 weeks in Patient Care and 1 week in Explore and Focus
- Distance learning course, an internet connection is required.
- There are synchronous sessions and also requirements that can be completed asynchronously.
- Student need to register for these and will be reminded about this from registration.
- Course Director: Dr. Amanda Kost (akost@uw.edu) Course Administrator: Jaime Fitch (jgrocock@uw.edu)

Considerations

- Family logistics – young child, single parent, primary support for ill family member
- Other challenges
- Disability accommodations (next slide)

If you have an extenuating circumstance you must apply for the scheduling program that best meets your needs. For example, if you need to spend 24 weeks or more in a specific location (Spokane, Billings, Seattle) apply for a TRACK at that location and document your circumstances.

Depending on the circumstance, your schedule may be adjusted to allow additional time beyond 24 weeks at the TRACK site.

If you are pregnant and feel that you need to be in one location for part or all of your clinical phase, please describe your situation.

Disability Resources for Students (DRS) & Accommodations

- If you need to be in one location due to a disability, you MUST apply for a disability accommodation.
- See DRS website concerning documentation needed: <http://depts.washington.edu/uwdrs/>
- Contact uwdrs@uw.edu or 206-543-8924

MISTREATMENT POLICY

Mistreatment of students by the faculty, staff and peers at UWSOM is prohibited. This includes:

- incidents of humiliation
- harassment or discrimination
- the use of grading in a punitive manner

LEARNING ENVIRONMENT WHAT IS MISTREATMENT



THE AAMC DEFINES MISTREATMENT AS:

been publicly humiliated
been threatened with physical harm
been physically harmed
been required to perform personal services
been subjected to unwanted sexual advances
been asked to exchange sexual favors for grades or other rewards
been denied opportunities for training or rewards based on gender
been subjected to offensive sexist remarks/names
received lower evaluations or grades solely because of gender rather than performance
been denied opportunities for training or rewards based on race or ethnicity
been subjected to racially or ethnically offensive remarks/names
received lower evaluations or grades solely because of race or ethnicity rather than performance
been denied opportunities for training or rewards based on sexual orientation
been subjected to offensive remarks/names related to sexual orientation
received lower evaluations or grades solely because of sexual orientation rather than performance
been subjected to negative or offensive behavior(s) based on your personal beliefs or personal characteristics other than your gender, race/ethnicity, or sexual orientation

REPORTING PROCEDURE



REPORT DIRECTLY:

Melinda Frank
Director of the Learning Environment
mmfrank@uw.edu
206-516-1816
Seattle campus: HBB T-559

REPORT ONLINE:

ALERT
Learning
Environment
Reporting
Tool
<https://aaqt.com.uw.edu>

OTHER WAYS TO REPORT:

Report to any School of Medicine Dean.
Report in any School of Medicine evaluation.

FOR URGENT ISSUES CALL 911/VISIT THE EMERGENCY ROOM.
WHEN ABLE CONTACT DR. RAYE MAESTAS, ASSOCIATE DEAN FOR STUDENT AFFAIRS, AT 206.685.9076.

LET US KNOW ABOUT ANY CONCERNS IN YOUR LEARNING ENVIRONMENT

YOUR IDENTITY WILL BE GUARDED. ALL STUDENTS ARE PROTECTED AGAINST DISCRIMINATION, HARASSMENT,
AND RETALIATION UNDER UW EXECUTIVE ORDER NO. 31.

4 WAYS TO REPORT

- Report directly to Melinda Frank, Director of the Learning Environment
- Report online using the Learning Environment Reporting Tool (aLERT button)
- Report to any UWSOM dean
- Report in any UWSOM evaluation



LEARNING ENVIRONMENT REPORTING PROCEDURE

REPORT DIRECTLY

Melinda Frank
Director of the Learning Environment
mmfrank@uw.edu
206-616-1818
Seattle campus: HSB T-559



REPORT ONLINE

aLERT
Learning Environment
Reporting Tool
<https://aaqt.som.uw.edu>



OTHER WAYS TO REPORT

Report to any School of Medicine dean
Report in any School of Medicine evaluation

LET US KNOW ABOUT ANY CONCERNS IN YOUR LEARNING ENVIRONMENT.
Your identity will be guarded. All students are protected against discrimination, harassment, and retaliation under UW Executive Order No. 31.

HOW AM I PROTECTED?

The clerkship director, faculty, or other UW affiliated individuals **will not be contacted until your grade has been finalized**. The only exception to this is if we believe you or another individual can be harmed, and if this is the case, we will contact you before proceeding. Your name and the completion date of the clerkship is never shared.

EXECUTIVE ORDER NO. 31

Students are always protected against retaliation under UW Executive Order No. 31 regardless of where they might be geographically in the 5-state WWAMI region. Executive Order No. 31 prohibits retaliation against anyone who reports concerns regarding discrimination or harassment.

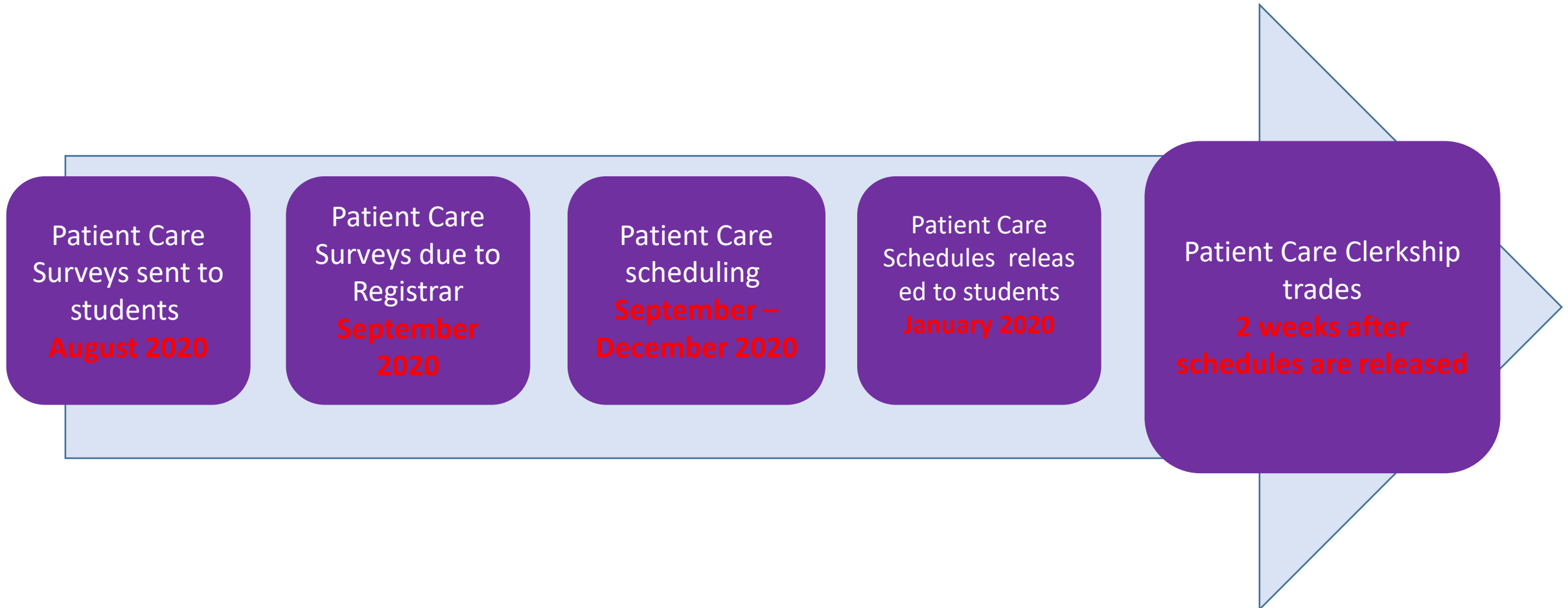
HOW IS MY FEEDBACK SHARED?

Names and dates are always removed.

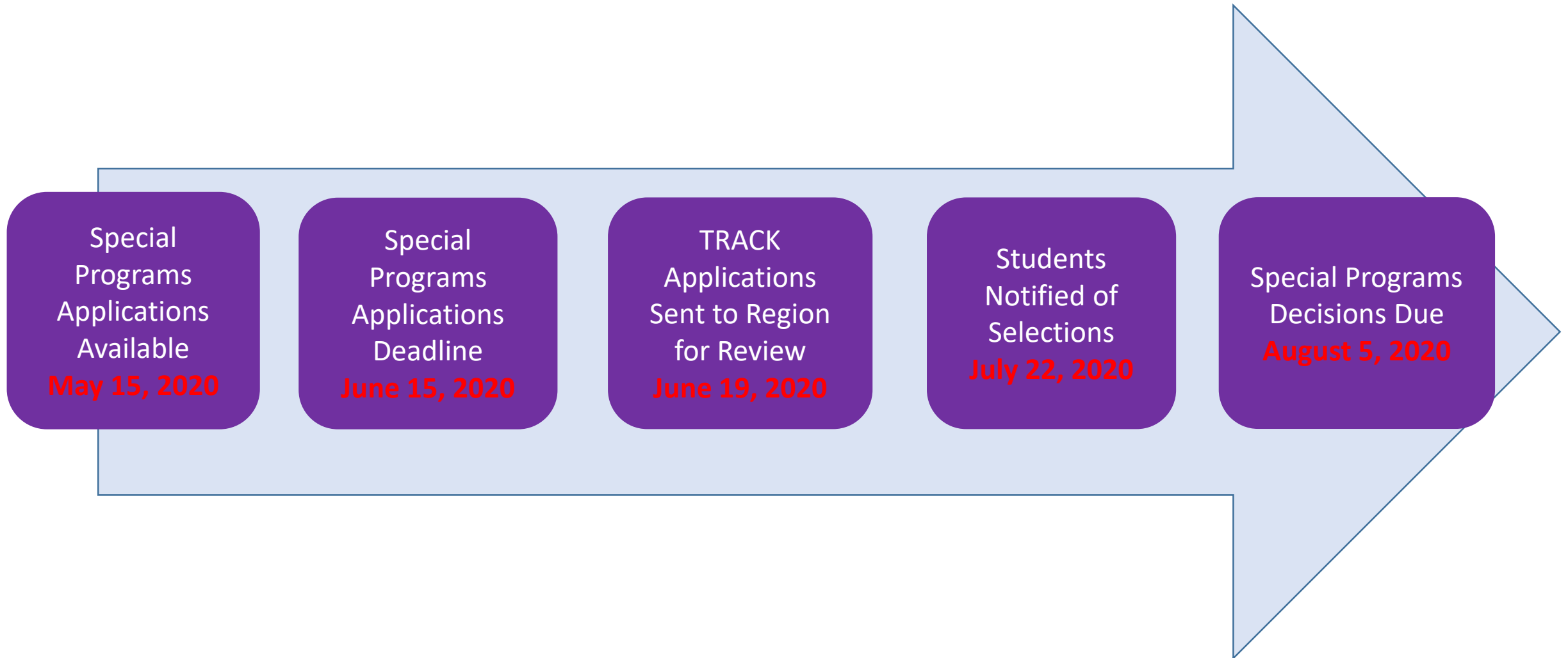
1. Your report goes first to Melinda Frank, the Director of the Learning Environment. She will reach out to you to discuss further if needed.
2. The concern is then reviewed with a small group of deans from Student Affairs and Curriculum (Dr. Raye Maestas, Dr. Michael Ryan, Dr. Mark Whipple).
3. A determination is made about the severity of the concern, which determines the timing and appropriate follow up with the clerkship and faculty.
4. A meeting takes place with clerkship directors. Interventions recommended might include giving feedback, remediation, or removal from clinical teaching.
5. Concerns are tracked centrally.

Patient Care Scheduling Timeline

Clerkships starting Spring 2020



Special Programs Application Process



Blocked Clerkship Options- Safari & Track

- Traditional “safari” program
 - Travel in WWAMI region
 - 24 weeks outside of the greater Seattle area
 - Application not required, default option
- Track programs
 - 24 weeks in the Patient Care Phase scheduled at Track site or Track region
 - Application required
 - Greater Seattle Option is a part of the Track Program

NOTE: All Safari & Track schedules have a 6 week period that is open for time off and/or electives

Tracks

Alaska



Idaho

GSO* Wenatchee Spokane



Missoula

Billings

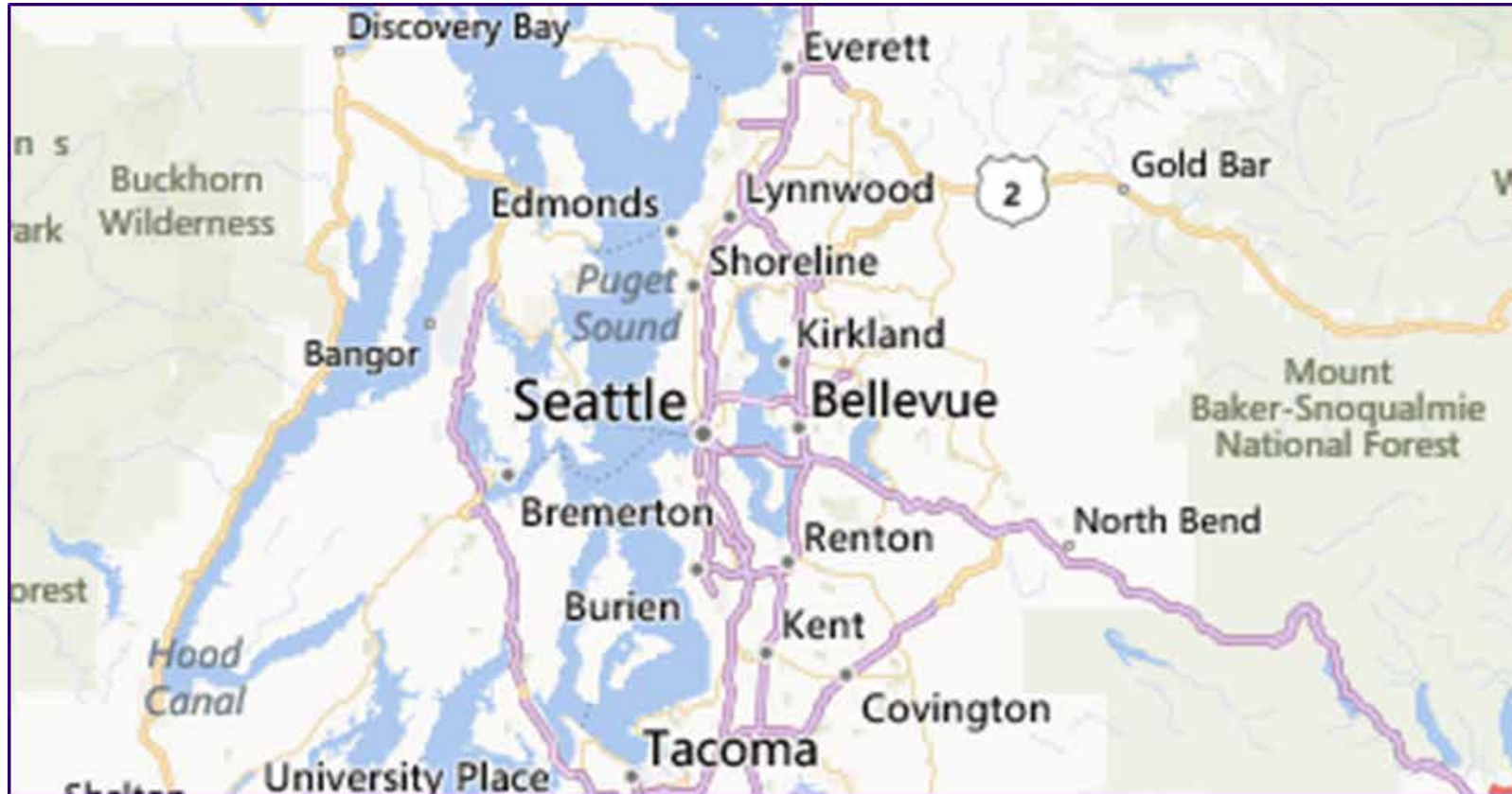


Bozeman



Wyoming

Greater Seattle Option



- Greater Seattle is Everett to Kent/Federal Way
- Does not include Bremerton nor Tacoma.

Is the Track program for me?

- Collection of traditional clerkships which are done in one community or region.
- Allows student to have a significant part of their year in a certain region.
- This fits if you really want to be in a particular community as opposed to specific clerkships in specific places.
- *Example:* if your number one priority is Family Medicine in Seattle at country doctor - then you should apply for the Safari Track.

Integrated Clerkships

WRITE

- Required curricular component for TRUST students (application still required)
- Application required for non-TRUST students

Olympia LIC

- Application required

*May meet additional Explore & Focus requirements (site dependent)



WRITE Sites

- Nampa, ID
- Butte, MT
- Lander, WY
- Sandpoint, ID
- Juneau, AK
- Pullman, WA
- Wenatchee, WA (Pending on Approval)



Soldotna, AK

Sample WRITE Schedule

	2021	2021	2021	2021	2021	2021	2022	2022	
	Spring A	Spring B	Sum A	Sum B	Fall A	Fall B	Winter A	Winter B	
A	Ob-Gyn	Surgery	Psych/Peds	Medicine	WRITE	WRITE	WRITE	AOC	Elective
B	WRITE	WRITE	WRITE	WRITE	Psych/Peds	Surgery	Elective	Medicine	

Note: Student A's WRITE site (20 weeks) includes 6 weeks each Family Medicine , 3 weeks each Pediatrics and Psychiatry, a a 4 -week APC, and 4 weeks of Rural Medicine elective. Student B's WRITE site (22 weeks) includes 6 weeks each of OB GYN and Family Medicine, 3 weeks each of Pediatrics and Psychiatry, and 4-week Rural Medicine elective.

Olympia LIC...

- Patient Care Phase Clerkships in and around Olympia
 - Block Rotations (22 weeks)
 - Internal Medicine, inpatient
 - Pediatrics, inpatient
 - General Surgery
 - Psychiatry, inpatient
 - OB/GYN
 - Palliative Care
 - Longitudinal blocks (two 11-week blocks)
 - Family Medicine
 - Internal Medicine, outpatient
 - Most of Psychiatry
 - Pediatrics, outpatient
- 44 weeks long
- Live in Olympia

Sample Schedule... first half of year

Week	1	2	3	4	5	6	7	8	9	10	11	12	13	14	15	16	17	18	19	20	21	22	23	24		
Week Of	3/30	4/6	4/13	4/20	4/27	5/4	5/11	5/18	5/25	6/1	6/8	6/15	6/22	6/29	7/6	7/13	7/20	7/27	8/3	8/10	8/17	8/24	8/31	9/7	9/14	9/21
	SPRING 2020												SUMMER 2020													
Student 1	Surgery	Surgery	Surgery	Surgery	Surgery	Surgery	1	2	3	4	5	6	Surg Exam	7	8	9	10	11	IP Psych Olympia	OB CLINIC	OB CLINIC	OB CLINIC	IP IM	IP IM	IP IM	OB Exam
	Outpatient Clinics-FM, IM, Peds, EM												Outpatient Clinics-FM, IM, Peds, EM													
Student 2	1	2	3	4	5	6	7	8	9	10	11	IP Psych Olympia	FM Exam	Surgery	Surgery	Surgery	Surgery	Surgery	Surgery	IP IM	IP IM	IP IM	IP Psych Olympia	1	2	Surg Exam
	Outpatient Clinics-FM, IM, Peds, EM												Outpatient Clinics-FM, IM, Peds, EM													
Student 3	IP Psych Olympia	Palliative Care	Palliative Care	IP IM	IP IM	IP IM	Surgery	Surgery	Surgery	Surgery	Surgery	Surgery	Surg Exam	OB CLINIC	OB CLINIC	OB CLINIC	1	2	3	4	5	6	7	8	9	OB Exam
	Outpatient Clinics-FM, IM, Peds, EM												Outpatient Clinics-FM, IM, Peds, EM													
Student 4	1	2	3	4	5	6	7	8	9	10	11	IP IM	FM Exam	IP IM	IP IM	IP Psych Olympia	OB CLINIC	OB CLINIC	OB CLINIC	Surgery	Surgery	Surgery	Surgery	Surgery	Surgery	Surg Exam
	Outpatient Clinics-FM, IM, Peds, EM												Outpatient Clinics-FM, IM, Peds, EM													

Sample Schedule... 2nd half of year

		25	26	27	28	29	30	31	32	33	34	35	36	12/17			37	38	39	1/21	40	41	42	1/11	43	44	2/25	Non LIC- electives or study time					
9/21		9/28	10/5	10/12	10/19	10/26	11/2	11/9	11/16	11/23	11/30	12/7	12/14	12/17	12/21		12/28		1/4	1/11	1/18	1/21	1/25	2/1	2/8	2/11	2/15	2/22	2/25	3/1	3/8	3/15	3/22
AUTUMN 2020														WINTER 2021																			
EHIM WEEK #7	1	2	3	4	5	6	7	8	9	10	11	IP Psych Olympi	Psych Exam	Palliative Care	Palliative Care	IP IM	FM Exam	IP IM	IP IM	IP Peds	IM Exam	IP Peds	P Peds	P Peds	P Peds	P Peds Exam							
	Outpatient Clinics-FM, IM, Peds, EM														Outpatient Clinics-FM, IM, Peds, EM																		
	3	4	5	6	7	8	9	10	11	IP IM	IP IM	IP IM	Psych Exam	IP Peds	P Peds	P Peds	P Peds Exam	Palliative Care	Palliative Care	OB CLINIC	IM Exam	OB CLINIC	OB CLINIC	OB Exam									
	Outpatient Clinics-FM, IM, Peds, EM														Outpatient Clinics-FM, IM, Peds, EM																		
	10	11	IP Psych Olympi	IP Peds	P Peds	P Peds	P Peds	IP IM	IP IM	IP IM	1	2	3	Psych Exam	4	5	6	Peds Exam	7	8	9	IM Exam	10	11	FM Exam								
	Outpatient Clinics-FM, IM, Peds, EM														Outpatient Clinics-FM, IM, Peds, EM																		
	IP Peds	P Peds	P Peds	IP IM	IP IM	IP IM	Palliative Care	Palliative Care	IP Psych Olympi	1	2	3	Psych Exam	4	5	6	Peds Exam	7	8	9	IM Exam	10	11	OB Exam									
Outpatient Clinics-FM, IM, Peds, EM														Outpatient Clinics-FM, IM, Peds, EM																			



Housing

- Students provide their own housing at Track sites.
- If students are sent away from Track for a required clerkship, SOM pays for housing.
- WRITE is not a Track, it is a clerkship. SOM provides housing at WRITE site, just as it provides housing at all non-Seattle, non-Track clerkships. Students in the WRITE program provide their own housing for Seattle clerkships.
- Olympia LIC is (in terms of travel and housing policy) equivalent to a Track.
- WWAMI Safari students provide their own housing in Seattle.

<https://sites.uw.edu/gowwami/>

Time in Seattle

UWSOM medical students are required to spend a minimum of eight weeks of patient care or exploration and focus phase clerkships at one or more of the following four medical centers:

- University of Washington Medical Center
- Harborview Medical Center
- Veterans Affairs Puget Sound Health Care System
- Children's Hospital Regional Medical Center

Student feedback

- Adiya Jaffari, WRITE
 - Foundations site: Idaho
- Jasmine Rah, Traditional/Safari
 - Foundations site: Washington/Seattle
- Dillon Brown, Olympia LIC
 - Foundations site: Wyoming