



# WWAMI Overview

August 28, 2017

UW Medicine

UW SCHOOL  
OF MEDICINE

ACADEMIC, RURAL AND  
REGIONAL AFFAIRS

# The Path to Becoming a Physician



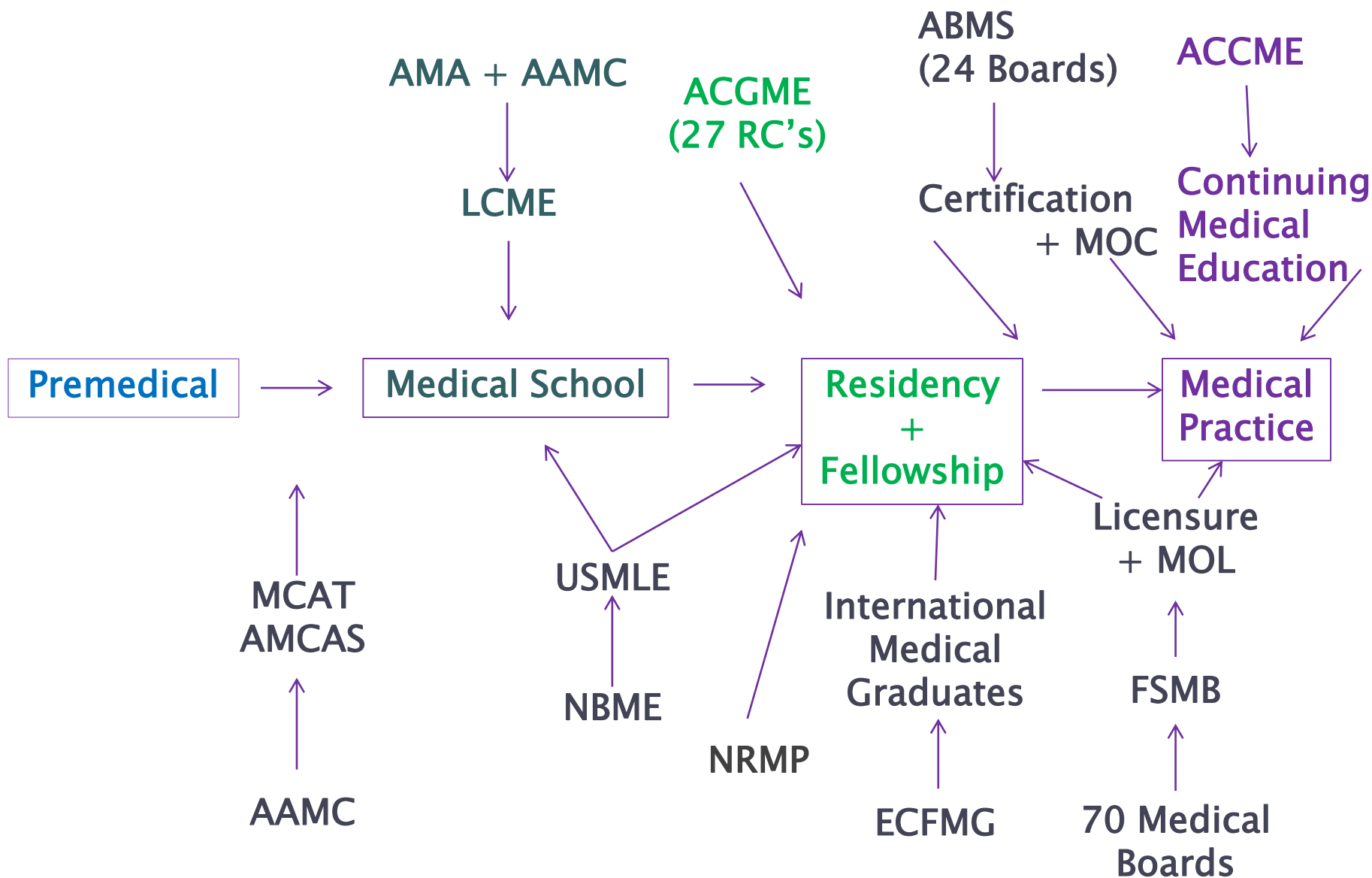
- K-12 – successful in science and math, volunteer opportunities, leadership roles
- College – any major, prerequisites in science, volunteer opportunities, leadership roles
- Medical school (undergraduate medical education) – 4 years, broad medical education
- Residency (graduate medical education) – 3–7 years, specialty specific training
- Fellowship – 1-3 years, subspecialty training



UW Medicine

UW SCHOOL  
OF MEDICINE

ACADEMIC, RURAL AND  
REGIONAL AFFAIRS



Slide from 2010 Presentation at AAMC Annual Meeting by Deborah Powell.



- UW School of Medicine is the sponsoring institution for WWAMI, the five state regional medical school for Washington, Wyoming, Alaska, Montana and Idaho
- WAMI is a 45-year partnership (Wyoming joined in 1996 as the second “W”) providing high-quality, cost-effective medical education
- Partner universities include Gonzaga University, University of Wyoming, University of Alaska, Montana State University, and University of Idaho



# Founding Goals 1971



- Provide access for citizens of the Northwest to publicly supported medical education
- Increase number of primary care physicians and address maldistribution of physicians
- Create community-based medical education
- Expand graduate medical education and continuing medical education
- Avoid excessive capital costs and duplication of resources by using existing educational infrastructure



UW Medicine

UW SCHOOL  
OF MEDICINE

ACADEMIC, RURAL AND  
REGIONAL AFFAIRS

# The WWAMI Partnership



- WWAMI is publically supported medical education
- Each partner state provides funding for medical education in that state similar to other health professions education in that state
- Partner university participates in providing medical education in that state



UW Medicine

UW SCHOOL  
OF MEDICINE

ACADEMIC, RURAL AND  
REGIONAL AFFAIRS

# The WWAMI Model

- Each partner state has an admission committee
- Students complete classroom work at their home state university
- Students able to complete clinical rotations in the last two years in locations across the region
- GME opportunities across the WWAMI region



UW Medicine

UW SCHOOL  
OF MEDICINE

ACADEMIC, RURAL AND  
REGIONAL AFFAIRS

# WWAMI Success

- #1 primary care, family medicine and rural medicine
- Over 200 community based clinical training sites
- Cost-effective

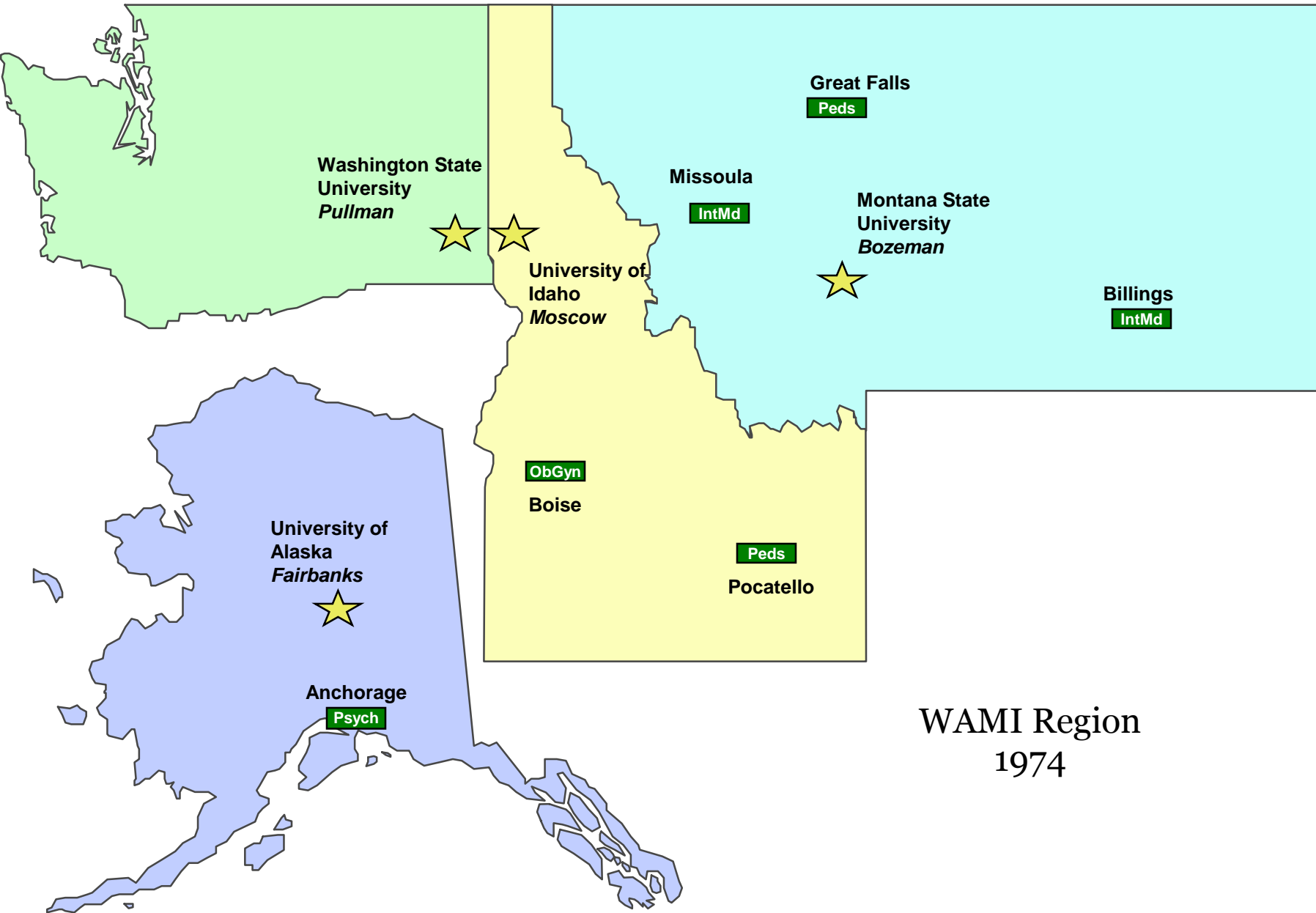


UW Medicine

UW SCHOOL  
OF MEDICINE

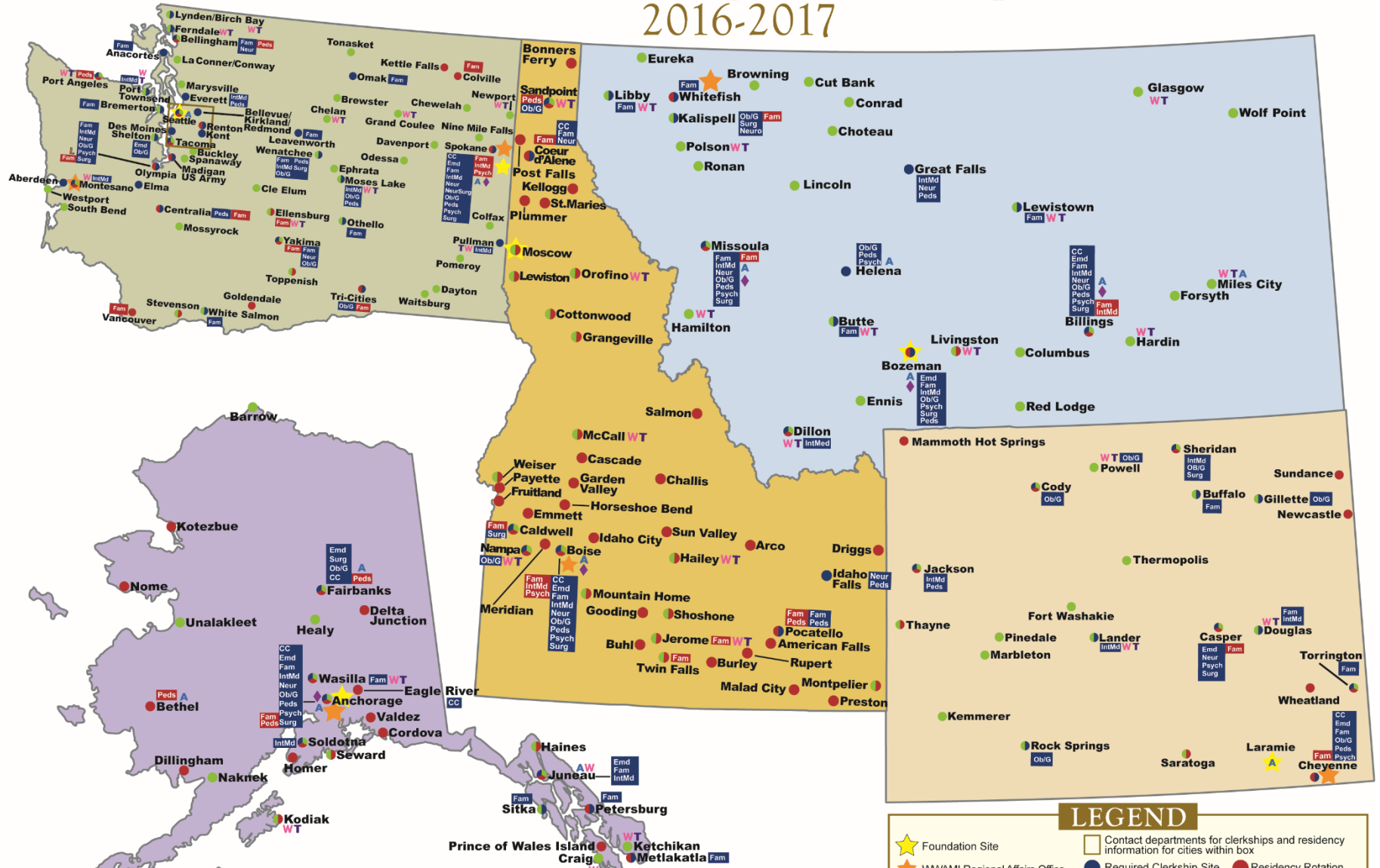
ACADEMIC, RURAL AND  
REGIONAL AFFAIRS





WAMI Region  
1974

# WWAMI Program Site Map 2016-2017



\*Alaska not to scale.

**UW Medicine**  
UW SCHOOL OF MEDICINE



## LEGEND

- ★ Foundation Site
  - ★ WWAMI Regional Affairs Office
  - ◆ WWAMI TRACK
  - ▲ Area Health Education Center (AHEC)
  - W WWAMI Rural Integrated Training Experience (WRITE)
  - T Targeted Rural Underserved Track (TRUST)
  - L Longitudinal Integrated Clerkship (LIC)
  - Rural Underserved Opportunities Program (RUOP)
  - Contact departments for clerkships and residency information for cities within box
  - Required Clerkship Site
  - Residency Rotation
  - Residency Program
- Required Clerkship Sites**
- CC - Chronic Care
  - Emd - Emerg Medicine
  - Fam - Family Medicine
  - IntMd - Internal Medicine
  - Neur - Neurology
  - NeuroSurg - Neurosurgery
  - Ob/G - Ob/Gyn
  - Peds - Pediatrics
  - Psych - Psychiatry
  - Surg - Surgery
- Residency Programs**
- Fam - Family Medicine
  - IntMd - Internal Medicine
  - Peds - Pediatrics
  - Psych - Psychiatry

# WWAMI Medical Student Return Rate



## State-specific student return rate

## State-specific WWAMI student return rate

Washington	52%
Wyoming	67%
Alaska	47%
Montana	41%
Idaho	51%

Washington	62%
Wyoming	73%
Alaska	60%
Montana	57%
Idaho	75%

National average - 39%



UW Medicine

UW SCHOOL  
OF MEDICINE

ACADEMIC, RURAL AND  
REGIONAL AFFAIRS

# Residents in WWAMI



## Retention of residents who complete training in state

<u>State</u>		<u>U.S. Ranking</u>
Alaska	67.6%	2
Montana	61.9%	3
Idaho	54.0%	9
Washington	48.5%	15
<b>U.S. Average</b>	<b>47.2%</b>	
Wyoming	28.5%	49

AAMC 2015 State Physician Workforce Data Book



UW Medicine

UW SCHOOL  
OF MEDICINE

ACADEMIC, RURAL AND  
REGIONAL AFFAIRS

# WWAMI Physician Workforce



State	Physicians/100K population -1970	Physicians/100K population - 2012	US Rank 2012
Washington	149	269	18
Wyoming	101	197	48
Alaska	74	256	24
Montana	104	230	34
Idaho	94	190	49
<b>US Average</b>	<b>148</b>	<b>266</b>	

AAMC 2015 State Physician Workforce Data Book



**UW Medicine**

UW SCHOOL  
OF MEDICINE

ACADEMIC, RURAL AND  
REGIONAL AFFAIRS



# Thank you

## Questions?



**UW Medicine**

UW SCHOOL  
OF MEDICINE

ACADEMIC, RURAL AND  
REGIONAL AFFAIRS